

GLOBAL
ENVIRONMENTAL PRODUCTS



AIR
GLOBAL



GLOBAL V6 AIR

The Ultimate Air Sweeper

Powerful, Quiet and Simple

- ▶ Reliable / Durable Equipment
- ▶ Innovative Engineering / Design
- ▶ Industry Leading Reputation
- ▶ Dedicated Customer Service
- ▶ Outstanding Sales Professionals
- ▶ Fast Parts and Service
- ▶ National Dealer Network

VARIABLE AIR STREAM
TECHNOLOGY

GLOBAL V6AIR

VARIABLE AIR STREAM TECHNOLOGY

The **Global V6AIR Variable Air Stream Technology** air recycling system constantly recirculates the air from the sweeper to the suction box. Only a small percentage of the air passes into the atmosphere. Depending on the operational scenario, the recycled air volume can be adjusted in between 30% -70%. All the adjustments can be completed by the operator adjusting a lever. **The fine dust emission from a Global V6AIR sweeper is 50% less than that of a pure vacuum concept.**

Minimal amount of dust is expelled into the working area at the rear and around sweeper. Additional dust control is achieved by adding water to the recycled air. In winter the **Global V6AIR** can operate at temperatures as low as 23 °F, due to the re-circulating air in the system being warmed to 59 °F, thus preventing the water in the suction tube and hopper from freezing.

Global V6AIR Standard Equipment

- Catch Basin Attachment
- Suction Duct and GB LED Worklights
- Suction Fan Water Flush w/ Shut off valve
- Hand Pump - Emergency Hopper Raise
- Hopper Raised Warning Buzzer
- LED Hopper Beacons
- High Pressure 1450 PSI Water Pump and Lance
- Rear View Camera with 7" LCD Monitor
- In-Cab Gutterbroom Tilt & Down Pressure Adjustment
- Right-Hand & Left-Hand Steering With Gauge Console

THE ULTIMATE "AIR RECIRCULATION" STREET SWEEPER



"Patented Sweeping System" Our Air Recirculation Technology (**VAST**) allows for sweeping below freezing conditions while expelling 50% less fine dust emission compared to a pure vacuum concept.

ALL COMES DOWN TO POWER The sloping configuration of the suction fan optimizes the air flow and increases the suction power while reducing wear.

UNEVEN GROUND, NO PROBLEM The nozzle is suspended so as to oscillate around its center of gravity, which allows for adjustment to every bump on the sweeping surface. Contact pressure can be easily adjusted, to ensure that every type of surface is swept.




THE "V-NOZZLE" WILL SWEEP IT ALL The V-shaped Suction Nozzle with its large aperture, made of 4mm steel, conveys the swept material directly into the suction tube. This design enables the **Global V6AIR** to lift the Heaviest of debris in any application.

THE POWER BRUSH The channel brush or main transfer broom is mounted as a trailed brush and suspended separately from the suction nozzle. It is equipped with lateral shock absorbers and ground pressure adjustment in order to pick up heavy dirt off the road surface. The pneumatically controlled adjustment of the main transfer broom offers the best possible performance in every working condition.



GLOBAL V6AIR

THE ULTIMATE "AIR RECIRCULATION" STREET SWEEPER



MODERN DRIVE CONCEPTS The *Global V6AIR* is designed with ECO friendly features. We are proud to say that our Auxiliary engine provides the lowest fuel consumption and lowest noise levels compared to competitive units during sweeping.


Global V6AIR STANDARD sweeping package includes Tier 4 Final 74hp Diesel John Deere engine with a fuel consumption of 2.5 gallons per hour.




EVERYTHING AT A GLANCE The *Global V6AIR* includes central operating panel and easy access to all the functions, while large digital display provides all the necessary information to the operator.

EASY SERVICE & MAINTENANCE All valves and adjustments for the electrical, pneumatic, and hydraulic systems are located in one central console, which is maintenance-friendly and protects against water and dust.


SWEEP ALL DAY
The twin water tanks provide a **total tank capacity of 502-gallons of water**. The primary fiber glass tank is fixed directly onto the sub frame under the hopper. The secondary tank, also made of fiber glass, is mounted in between fan and cab, providing additional noise protection.



QUALITY, BUILT TO LAST STAINLESS STEEL CONSTRUCTION Hopper Design includes only the best such as 304 Grade Stainless Steel (100%) integrated into the **8.5 Cu.Yd. Hopper**.



The *Global V6AIR* includes **Galvanized Hopper Screens** that can be easily lowered for cleaning without raising the hopper. The Screening system is designed so that Hopper Screens do not plug up when sweeping light debris such as leaves.





Global Environmental Products Inc. offers equipment with uncompromising performance, consistent quality, durability and reliability. Our comprehensive range of machines provide the right cleaning equipment for your application. Please contact us for a demonstration at (909) 713-1600.

- ▶ Reliable / Durable Equipment
- ▶ Innovative Engineering / Design
- ▶ Industry Leading Reputation
- ▶ Dedicated Customer Service
- ▶ Outstanding Sales Professionals
- ▶ Fast Parts and Service
- ▶ National Dealer Network

www.GlobalSweeper.com

MADE IN THE USA 

Sold and Serviced by:



ISO
9001:2015
CERTIFIED


Global Environmental Products

5405 Industrial Parkway
San Bernardino, CA 92407 USA
909-713-1600
info@globalsweeper.com



CATCH BASIN/WANDER HOSE

The robust rear-mounted suction system provides additional vacuum where you need it, such as emptying catch basins and waste bins. **With the pneumatically supported carrier arm**, the suction system can be moved effortlessly through the entire working area range, with air-adjustable raise/lower controls. **Pneumatic Support is standard equipment.**



SILENT PLUS PACKAGE QUIET SWEEPING OPERATION

The "Silent Plus" option utilizes sound suppressive material in the engine compartment effectively reducing noise pollution during sweeping to 87 dB(A).